

In-Line Circulator Pump

TK125

Applications

- District heating system
- District cooling system
- Air-conditioning system
- Water supply
- Industrial processes
- Industrial cooling
- Pressure boosting system

Operation conditions

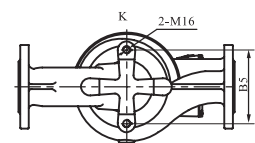
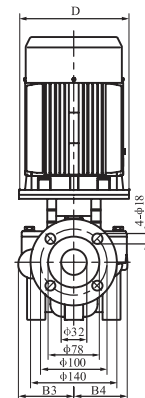
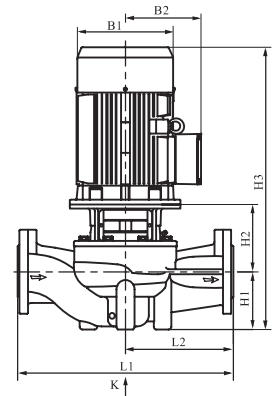
- Liquid temperature:
normal temperature type: $-15^{\circ}\text{C}\sim+70^{\circ}\text{C}$
hot water type: $-15^{\circ}\text{C}\sim+110^{\circ}\text{C}$
- Ambient temperature: maximum $+40^{\circ}\text{C}$
- Operation pressure: normal type 12 bar

Motor

- Fitted with a totally enclosed, fan-cooled, 2-pole motor
- Enclosure class: IP55
- Insulation class: F
- Supply voltage: 50Hz or 60Hz

Material

- Inlet&outlet chamber:HT200
- Impeller:HT200/ Stainless steel(304)
- Pump head: HT200
- Shaft: Stainless steel(304/316)
- Mechanical seal: Graphite/SIC



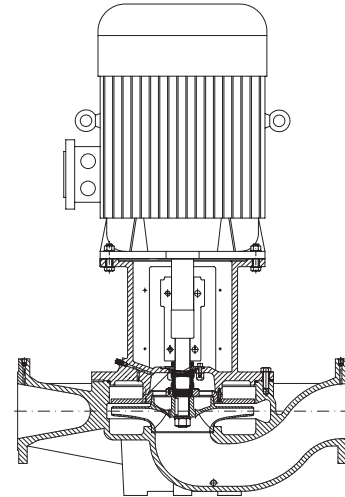
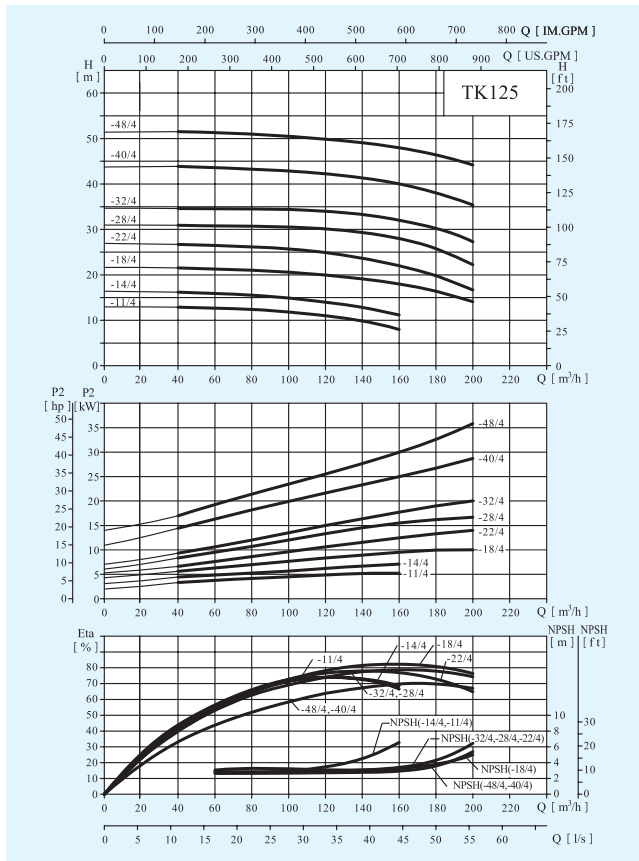
Performance Table

Model	Associated Motor(kW)	Q (m ³ /h)	40	60	80	100	120	140	160	180	200
TK125-11/4	5.5	H (m)	12.9	12.7	12.4	11.8	11	9.9	8		
TK125-14/4	7.5		16.2	15.9	15.5	14.9	14	12.8	11.2		
TK125-18/4	11		21.5	21.3	21	20.6	19.9	19.1	18	16.4	14.1
TK125-22/4	15		26.7	26.5	26.2	25.7	24.9	23.7	22	19.8	16.7
TK125-28/4	18.5		30.9	30.8	30.7	30.5	30.1	29.3	28	25.8	22.2
TK125-32/4	22		34.6	34.6	34.5	34.4	34	33.3	32	30.2	27.3
TK125-40/4	30		43.9	43.6	43.3	42.9	42.2	41.3	40	38	35.4
TK125-48/4	37		51.5	51.3	51	50.5	49.9	49.1	48	46.4	44.2

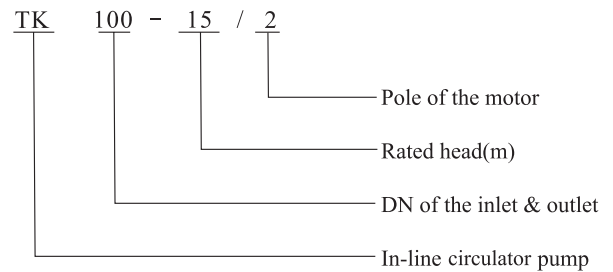
In-Line Circulator Pump

TK125

Performance Curves



TK



Dimension&Weight

Model	Specification[mm]											Net Weight (kg)
	D	B1	B2	B3	B4	B5	H1	H2	H3	L1	L2	
TK 125-11/4	200	260	208	216	176	230	215	256	853	620	310	166(---)
TK 125-14/4	200	260	208	216	176	230	215	256	853	620	310	179(---)
TK 125-18/4	350	330	255	211	177	230	215	297	1016	800	400	257(265)
TK 125-22/4	350	330	255	236	208	230	215	297	1035	800	400	302(314)
TK 125-28/4	350	330	255	236	208	230	215	316	1079	800	400	321(348)
TK 125-32/4	350	330	255	236	208	230	215	316	1111	800	400	356(362)
TK 125-40/4	400	400	310	272	248	230	215	323	1188	800	400	442(460)
TK 125-48/4	450	400	325	272	248	230	215	323	1233	800	400	498(528)